Kanton Zürich

Gemeinde Ottenbach

Sanierung Affolternstrasse

Usserdorf bis Untermättli

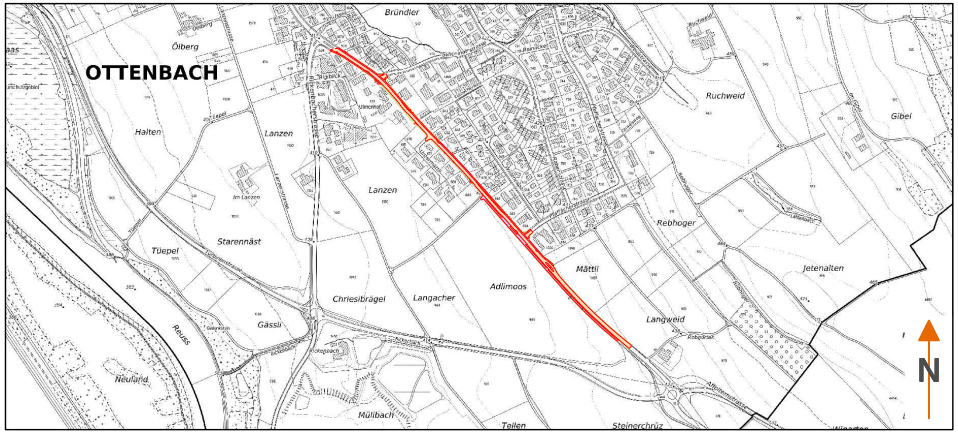
OTTENBACH
Öiberg
Bründler
Halten
Lanzen
Ruchweid
Gibel
Rebhoger
Tüepel
Starennäst
Mättli
Adlimoos
Langacher
Chriesibrägel
Gässli
Jetenalten
Langweid
Neuland
Mülibach
Teilen
Steinerchrüz
N

Bauprojekt

Längenprofil 1:200, Teil 1

Wälter Willa
Ingenieure für
Geomatik Planung Werke

Obstgartenstrasse 12
8910 Affoltern a.A.

Tel. 043 322 77 22

www.gpw.ch
gpw@gpw.ch

gpw

Entw.: KUN	Datum: 28.03.2025	Plan Nr.: 12.OTT.148-33.1
Gez.: KUM	Grösse: 30/189	Letzte Änderung:

CAD-File: F:\TIEFBAU\OTT\12_148 Sanierung Affolternstrasse\04 CAD\31 Bauprojekt\33_LP_200.2d

430.00

425.00

420.00

415.00

m ü.M. 410.00

Profil Nr.

Km [m]

Kilometrierung

Terrainhöhen

Projekthöhen

Kurvenband
Zentrum
Zentrum

Querneigungsband
(max Rampenband = +0.991%/m)
Rand rechts
Achse Projek
Rand links

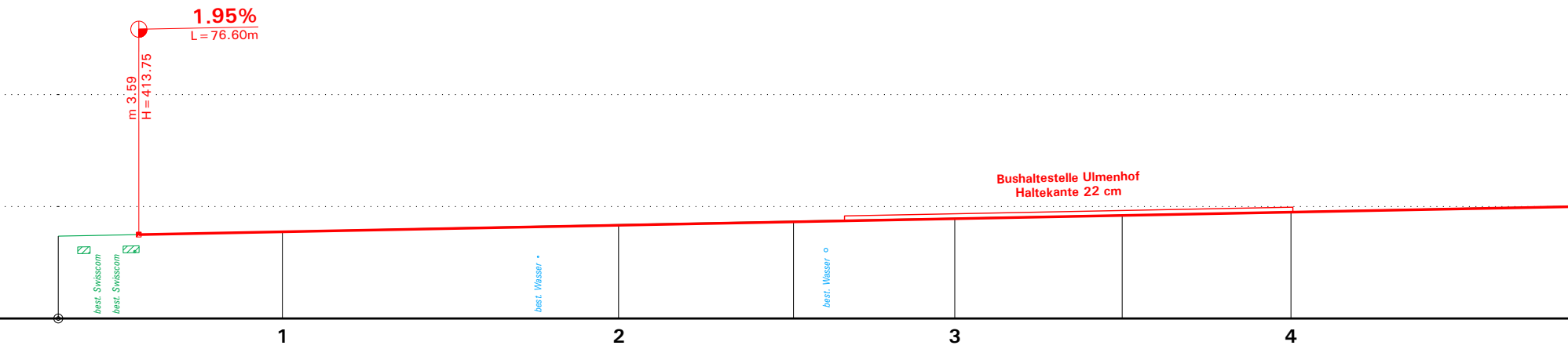
1.95%
L=76.60m
m 3.59
H=413.75
Bushaltestelle Ulmenhof
Haltekante 22 cm
best. Swisscom
best. Swisscom
best. Wasser
best. Wasser
1
2
3
4

0		1		2				3				4	
0.00	10.00	10.00	15.00	25.00	7.80	32.80	7.20	40.00	7.47	47.47	7.53	55.00	15.00
413.68		413.88		414.20		414.35		414.48		414.62		414.77	
		413.87		414.16		414.32		414.46		414.60		414.75	

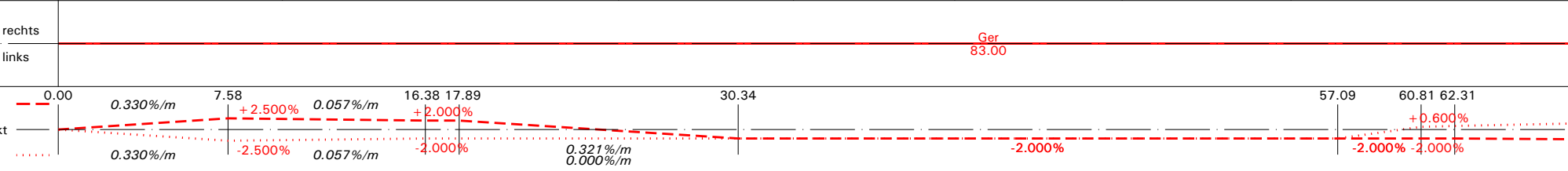
rechts
links
Ger
83.00
0.00
7.58
16.38 17.89
30.34
57.09
60.81 62.31
0.330%/m
+2.500%
0.057%/m
+2.000%
+0.600%
xt
0.330%/m
-2.500%
0.057%/m
-2.000%
0.321%/m
0.000%/m
-2.000%
-2.000% -2.000%


1.95%
L=76.60m
1.60%
L=57.66m
m 80.20
H=415.24
1.60%
L=57.66m
1.20%
L=39.54m
m 137.86
H=416.16
Schürmattstrasse
best. EKZ
best. EKZ
best. Gas
best. Wasser
best. Wasser
best. Swisscom
100
11.52
3.48
15.00
15.00
15.00
15.00
R=150
24.83
Ger
6.24
R=303
12.92
Ger
3.10
R=253
16.05
0.103%/m
0.030%/m
78.74 80.24
+2.500%
-2.500%
0.136%/m
0.136%/m
98.60 100.10
+5.000%
-5.000%
0.027%/m
0.027%/m
118.70
+4.500%
-4.500%
123.00 124.50
+4.000%
-4.000%
0.116%/m
0.116%/m
0.025%/m
0.025%/m
144.66
+3.500%
-3.500%

5		6	7	8	9	10
70.00	81.52	85.00	100.00	115.00	130.00	145.00
415.06	415.27	415.34	415.60	415.80	416.08	416.30
415.04	415.26	415.32	415.56	415.80	416.04	416.25

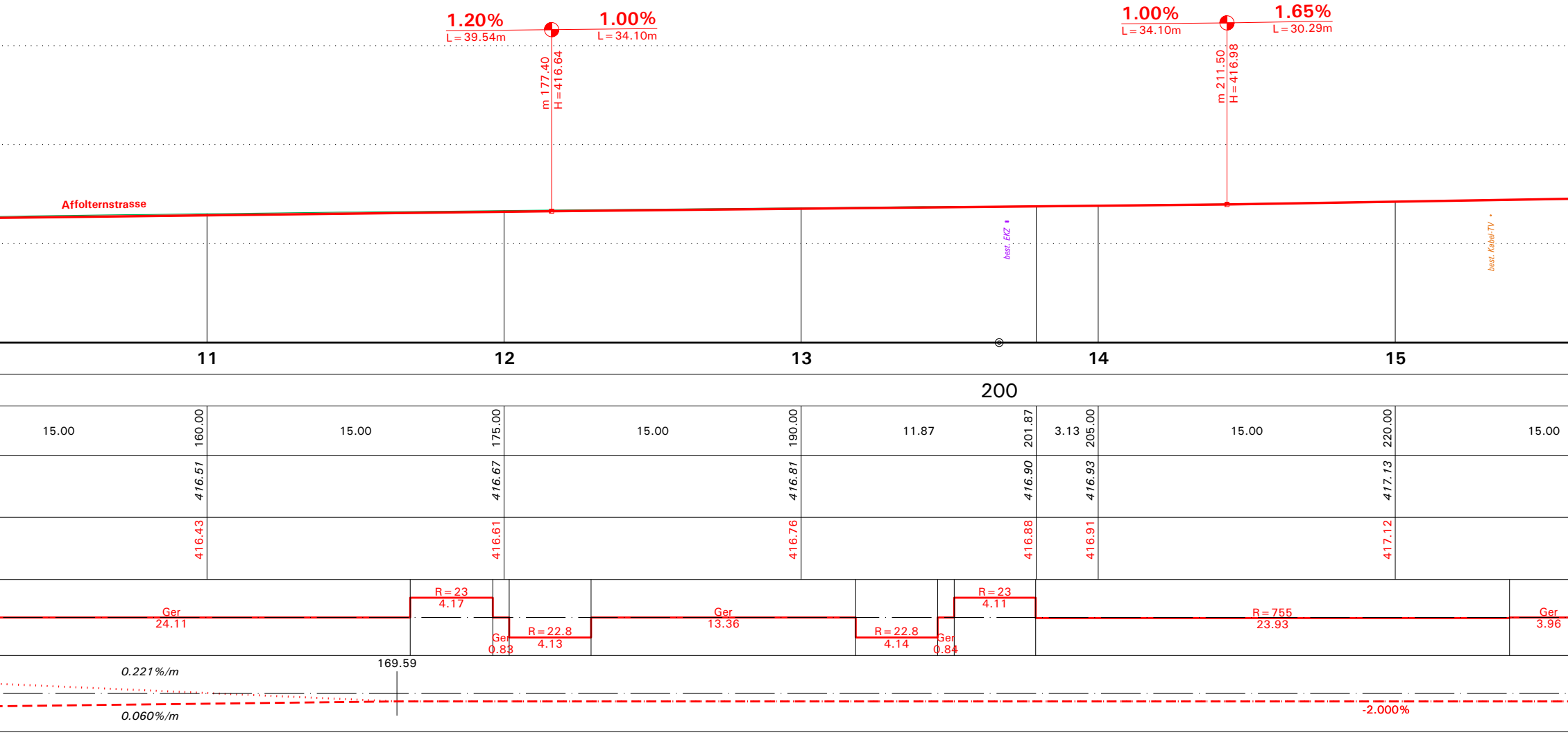
1.20%
L=39.54m
1.00%
L=34.10m
m 177.40
H=416.64
1.00%
L=34.10m
1.65%
L=30.29m
m 211.50
H=416.98
Affolternstrasse
best. EKZ
best. Kabel-TV
11
12
13
14
15
200
15.00
160.00
15.00
175.00
15.00
190.00
11.87
201.87
3.13
205.00
15.00
220.00
15.00
416.51
416.67
416.81
416.90
416.93
417.13
416.43
416.61
416.76
416.88
416.91
417.12
Ger
24.11
R=23
4.17
Ger
0.83
R=22.8
4.13
Ger
13.36
R=22.8
4.14
Ger
0.84
R=23
4.11
R=755
23.93
Ger
3.96
169.59
0.221%/m
0.060%/m
-2.000%

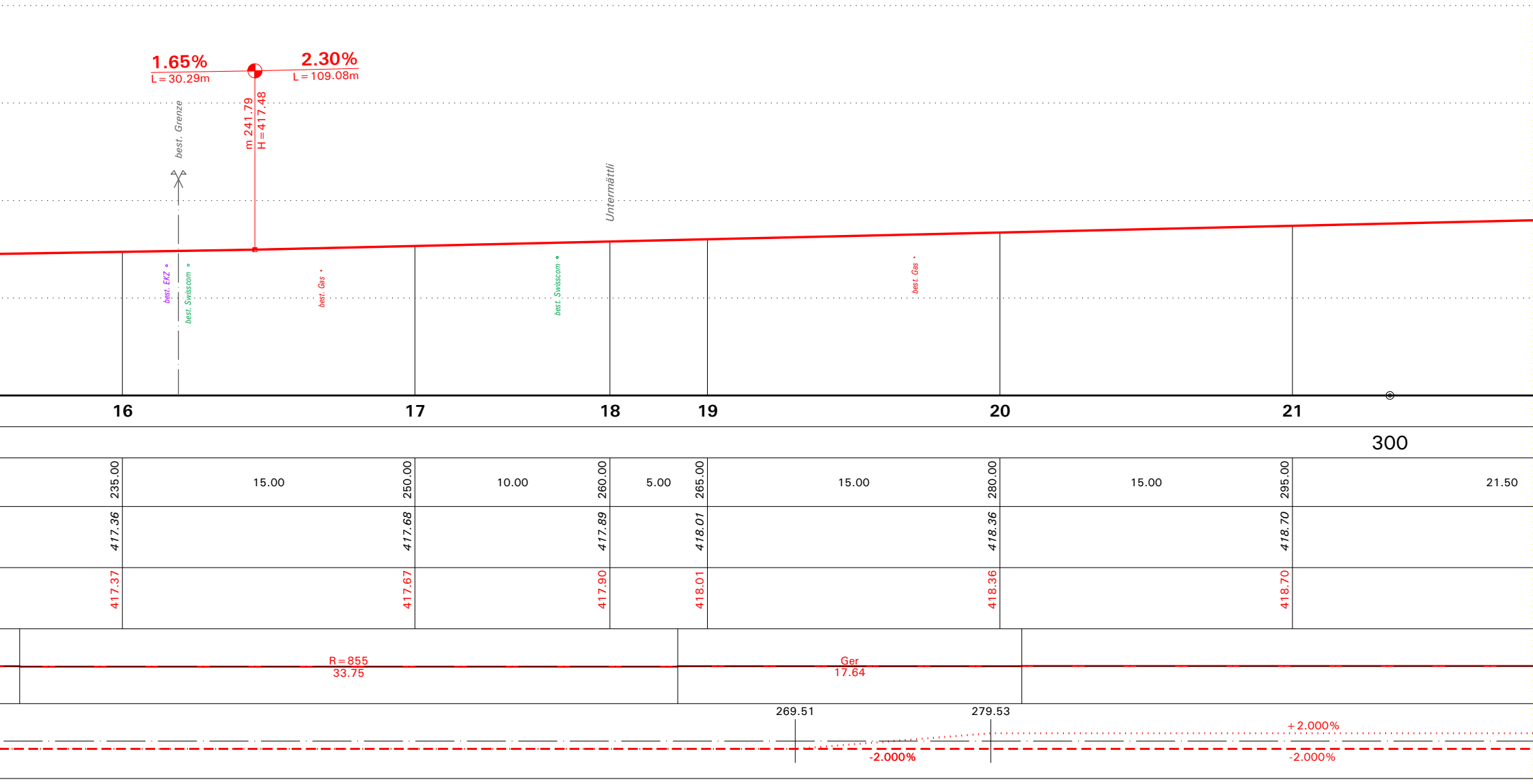
1.65%
L = 30.29m
2.30%
L = 109.08m
m 241.79
H = 417.48
best. Grenze
Untermättli
best. EKZ
best. Swisscom
best. Gas
best. Swisscom
best. Gas
16
17
18
19
20
21
300
235.00
15.00
250.00
10.00
260.00
5.00
265.00
15.00
280.00
15.00
295.00
21.50
417.36
417.68
417.89
418.01
418.36
418.70
417.37
417.67
417.90
418.01
418.36
418.70
R = 855
33.75
Ger
17.64
269.51
279.53
+2.000%
-2.000%
-2.000%